





PRO-DECK

QUALITY DECKS BUILT TO LAST

CUSTOMLINE SERIES

The Customline range of decks are totally custom built to your requirements. Simply tell us what you want and we will design and build to suit your needs. Incorporate features from Premier or Gollath decks or even request something totally different. Custom colour are also an option to consider for your Customline deck. Due to the large variance in specifications, truck decks also fit into the Customline Series.



-  **PREMIUM QUALITY**
-  **BUILT TOUGH TO LAST**
-  **MARINE GRADE OPTION**















www.pro-deck.co.nz

CUSTOMLINE SERIES



PRO-DECK

QUALITY DECKS BUILT TO LAST

STANDARD FEATURES

-  Attractive and practical front foot steps both sides (not available on some double cab models).
-  Sturdy and simple removable front Headboard.
-  Heavy duty side rails complete with tie down rope rails.
-  Functional and strong steel framed drop sides with U-PUC inserts. Three hinges per side, quality anti-loose latches and built-in anti-slide device to stop sides from coming off when folded down.
-  Thick 3mm plate pressed steel mudguards with strong and tidy folded edges and heavy duty braces welded, not bolted, for strength and durability – with mudflaps.
-  Heavy duty rear back plate and strong tail light protector brackets.
-  Hardwood ply Transtax Ply Floor. Transport quality.
-  Extra heavy duty side rails and tie rails, plus heavy duty main and cross runners.
-  Heavy duty custom headboard.
-  Convenient drop in corner posts the same as Futura, to allow sides to be dropped without dropping tailgate first.
-  Add a tie rail on the top of the sides if you wish.
-  Solid welded 3mm pressed steel chequer plate mudguards with heavy duty braces.
-  Colour coded side panels or aluminium tread plate or choose from many other options on Page 10.
-  Quality power pack and ram.

MODELS AVAILABLE

-  **CLASSIC** Powdercoated steelwork with 18 mm Hardwood Ply decking, U-PUC tail and front boards.
-  **ELITE** Galvanised Steelwork with 18mm Hardwood Ply decking, U-PUC tail and front boards.

OPTIONAL EXTRAS AND SPECIFICATIONS

DEALER STAMP

Sub Total \$ _____

GST _____

Total \$ _____

